

# Emergency Response Quick Reference

## All 2000-2006 Honda and Acura Vehicles

### Recommended Procedures

Follow your organization's standard procedures for stabilizing the vehicle and extinguishing a fire.

### Airbags

- See illustrations for airbag locations.
- Front and side airbags labeled above airbag locations. Side curtain airbags marked at top of front pillars and middle or rear pillars.
- Deactivation time = 3 minutes after ignition switch turned to Off or negative battery cable(s) cut.
- Temperatures 320-356°F (160-180°C) can deploy airbags.

### Occupant Extrication

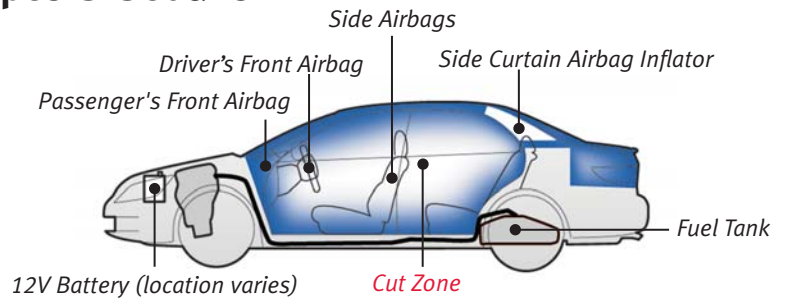
- Observe cut zones.

### Vehicle Removal

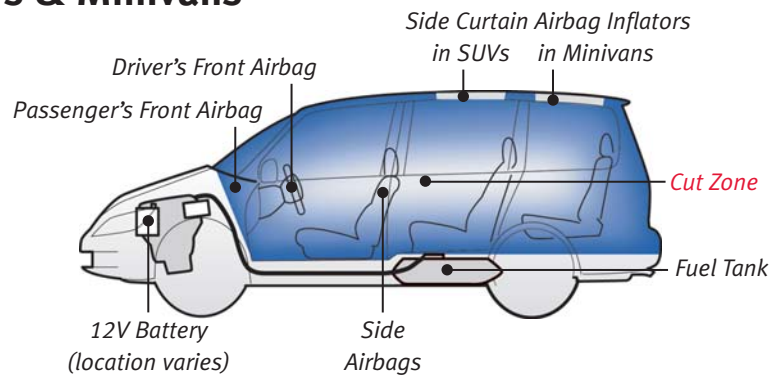
- Use flatbed truck if vehicle is repairable.

### Key Components and Cut Zones

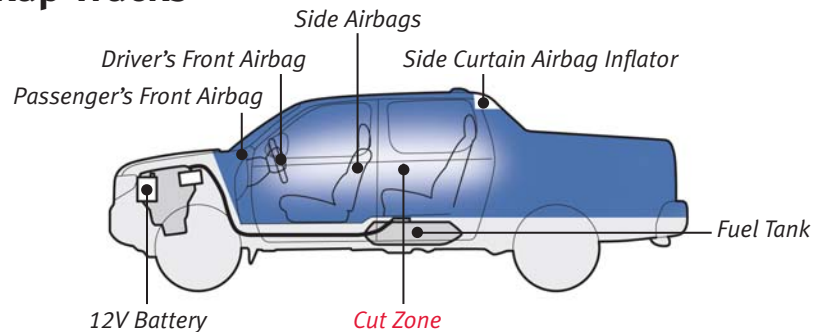
#### Coupes & Sedans



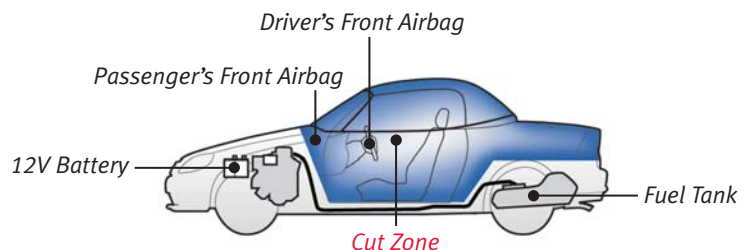
#### SUVs & Minivans



#### Pickup Trucks



#### 2-Seat Vehicles\*



\*Honda S2000 illustrated. Engine, fuel tank and battery locations vary for Honda Insight and Acura NSX.

# Emergency Response Quick Reference

## Honda Alternative Fuel Vehicles

### Recommended Procedures

Follow all recommendations on reverse of card plus the following:

#### High-Voltage Hazard

Contact with damaged high-voltage (HV) battery module, motor, or cables can result in electric shock and death.

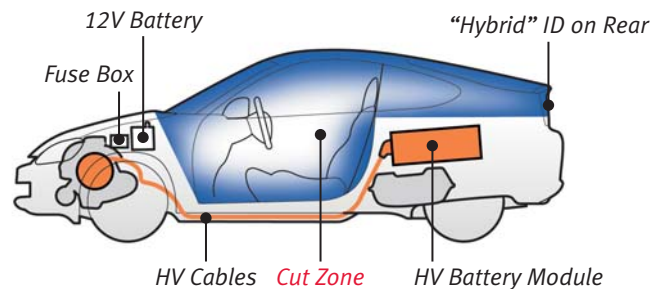
To stop electric current from flowing into HV cables:

- Turn ignition switch to OFF.
- If key cannot be reached, cut negative 12V battery cable(s) and remove main fuse (see diagram on top of or inside the fuse box cover).

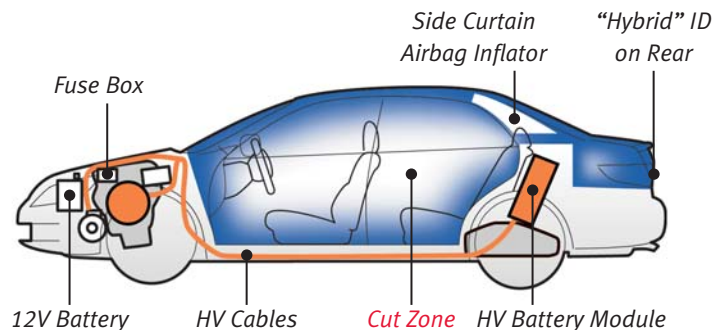
Note: All HV cables are orange.

### Key Hybrid Components and Cut Zones

#### Honda Insight Hybrid (2000-2006)



#### Civic & Accord Hybrids (2003-2006)



### Recommended Procedures

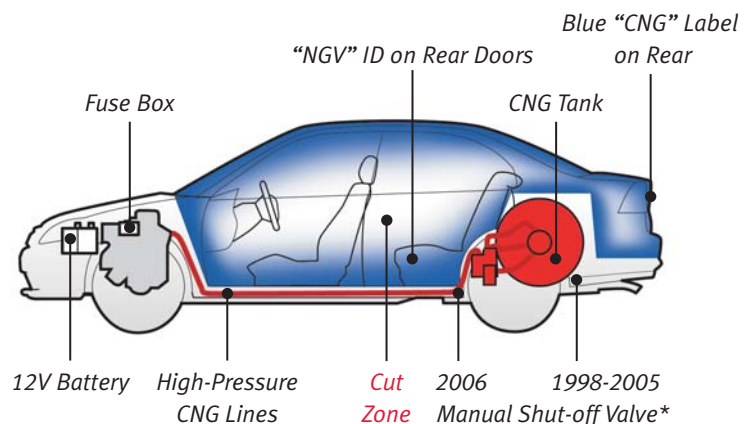
Follow all recommendations on reverse of card plus the following:

#### High Pressure Hazard

- Turn ignition switch to OFF, or cut negative battery cable(s) and remove the main fuse (see diagram on or inside fuse box cover).
- If key or engine compartment can't be reached, turn red CNG manual shut-off valve off. Engine stops in 1 minute; airbags still powered.
- If vehicle is on fire, CNG may vent out rear. Stay away from rear until fire is completely extinguished.

### Key Compressed Natural Gas (CNG) Components

#### Civic GX (1998-2006)



\*On driver's side. Turn one-quarter turn clockwise to shut off CNG.